

Upright Chiller/ Freezer




Removable refrigeration system



Compact fan motor unit



Adjustable wiring units



Super large capacity



Through intensive research and the application of WISE R&D team innovative design, WISE refrigeration series is available as a refrigerator or freezer. The diverse options range from single, double or split doors for upright reach-ins that make our products most appealing to customers' various needs.

EASY TO OPERATE DESIGNED



To adopt MORRILL motor, more stable and durable




Special coating durable evaporator fins



Smart operation panel

USER-FRIENDLY



Light & Durable door handles



Auto Close Doors



GN Pan(optional)

EASY MAINTENANCE




Detachable Gasket




Rounded corners



Caster option



WRT-515L-R2-W
WRT-515L-F2-W



WRT-1075L-R4-W
WRT-1075L-F4-W



WRT-1635L-R6-W
WRT-1635L-F6-W

FEATURES

- Professional economic type refrigerator, super large capacity, economical and practical.
- Auto closing door.
- Automatic defrost function.
- Thermal insulation design.
- Free of dead corners.
- 150mm adjustable stainless steel legs with optional heavy duty casters.
- Adjustable wiring shelves to meet different storage needs comes in PVC coated wire shelves or SS wire shelves.
- High density polyurethane foam enables better insulation.

Product Name	2 Door Stainless Steel Upright Chiller	4 Door Stainless Steel Upright Chiller	6 Door Stainless Steel Upright Chiller
Model	WRT-515L-R2-W	WRT-1075L-R4-W	WRT-1635L-R6-W
Dimension(W*D*H)	620*805*2050(mm)	1200*805*2050(mm)	1785*805*2050(mm)
Capacity	515L	1075L	1635L
Power	220V 50Hz 410W	220V 50Hz 565W	220V 50Hz 754W
Compressor Motor	1/3HP Motor	1/2HP Motor	1HP Motor
Temp. Range	2~8(°C)	2~8(°C)	2~8(°C)
Refrigerant	R134a	R134a	R134a
Cooling System	Air Cooling	Air Cooling	Air Cooling

Product Name	2 Door Stainless Steel Upright Freezer	4 Door Stainless Steel Upright Freezer	6 Door Stainless Steel Upright Freezer
Model	WRT-515L-F2-W	WRT-1075L-F4-W	WRT-1635L-F6-W
Dimension(W*D*H)	620*805*2050(mm)	1200*805*2050(mm)	1785*805*2050(mm)
Capacity	515L	1075L	1635L
Power	220V 50Hz 570W	220V 50Hz 808W	220V 50Hz 1100W
Compressor Motor	3/4HP Motor	1HP Motor	1HP Motor
Temp. Range	-15~-18(°C)	-15~-18(°C)	-15~-18(°C)
Refrigerant	R404A	R404A	R404A
Cooling System	Air Cooling	Air Cooling	Air Cooling

